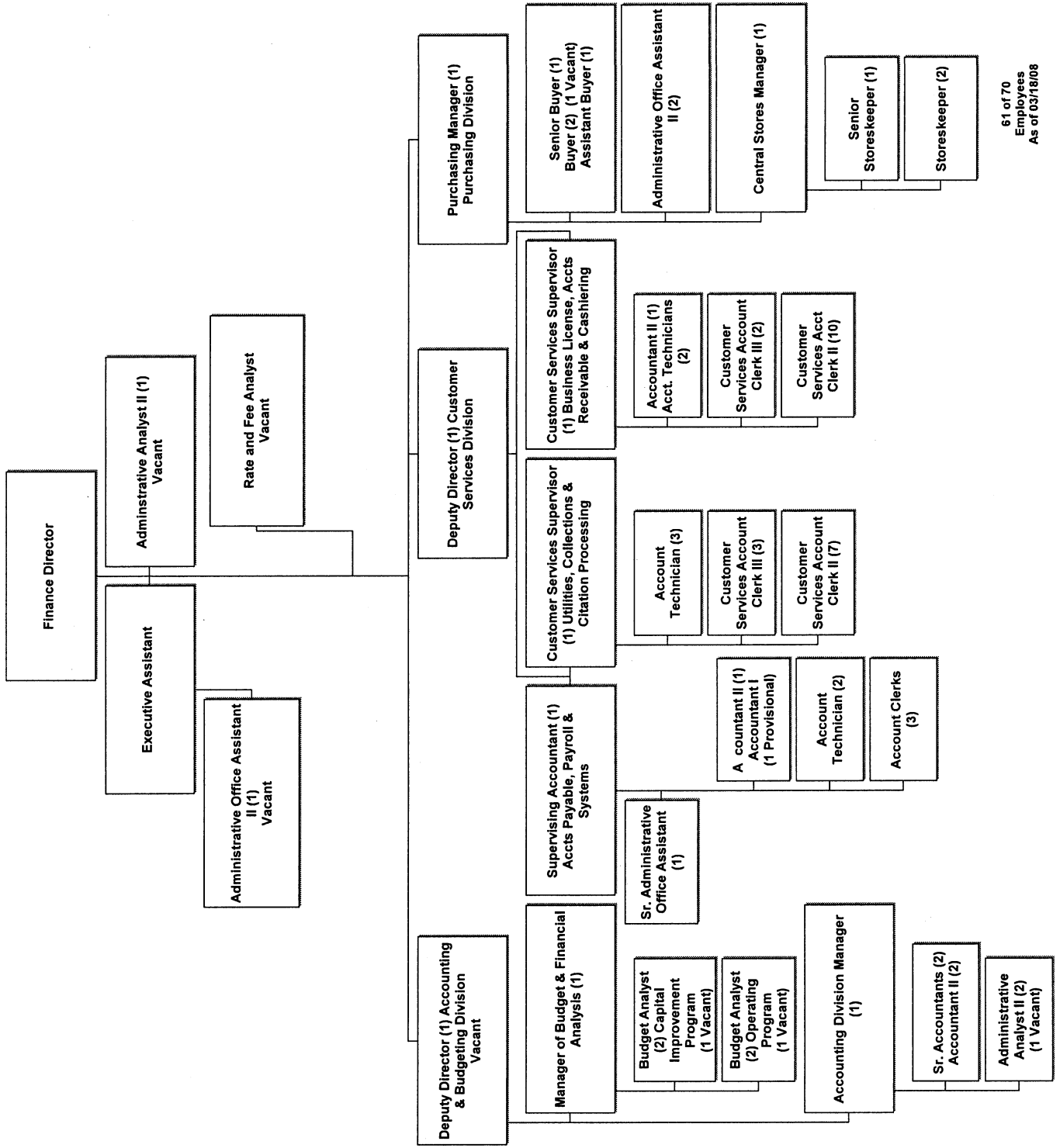


Finance Department



61 of 70
Employees
As of 03/18/08

Support Departments

Performance Measures Overview Finance Department

Modesto: A healthy, safe, attractive, economically vibrant, socially diverse and culturally rich city with a strong sense of identity and pride, a community engaged in the practice of citizenship with governance based on the principle of stewardship.

Mission:

The mission of the Finance Department is to provide timely, quality information and innovative solutions with a high degree of responsiveness. The department is committed to delivering accurate information & finding solutions to fiscal challenges.

Core Services:

- Finance Administration
- Budget and Financial Analysis
- Accounting
- Customer Services: Cashiering, Utilities and Collections, Licensing, Accounts Receivable, Citation Processing Services
- Purchasing.

Strategic Plan Goals:

- S.B.1. Facilitate the budgeting process, and provide documents and procedures that are well understood by internal and external customers.
- S.B.2. Provide a Budget document that is user-friendly to our citizens and accurately reflects Council's priorities and delineated in this Strategic Plan.
- S.B.3. Purchase goods and services at the best possible price and receives them in a timely manner.
- S.B.4. Ensure the City's customers are very satisfied with the quality and efficiency of City services.

Key Performance - Efficiency Measures

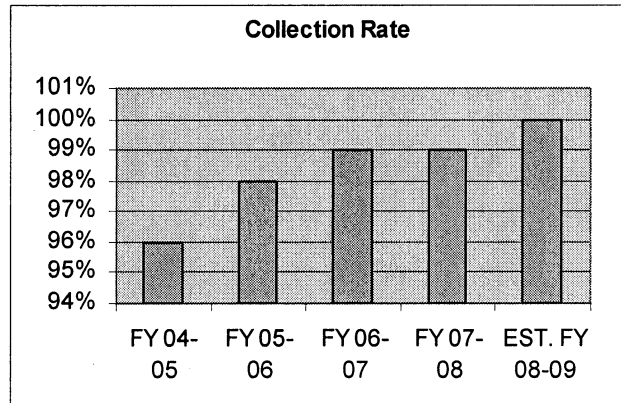
Performance Measure	Results	FY 08-09 Target
---------------------	---------	-----------------

FIN - CUSTOMER SERVICES

What: Provide customer service and financial management that provides the highest quality utility services at the lowest rate possible.

Why: Measure the department's ability to maintain the viability of utility enterprise funds.

Strategic Plan Goals: IV.A.4 and IV.A.6



Target for FY 08-09 collection rates are compared to a baseline average of collection rates during 2005--2008

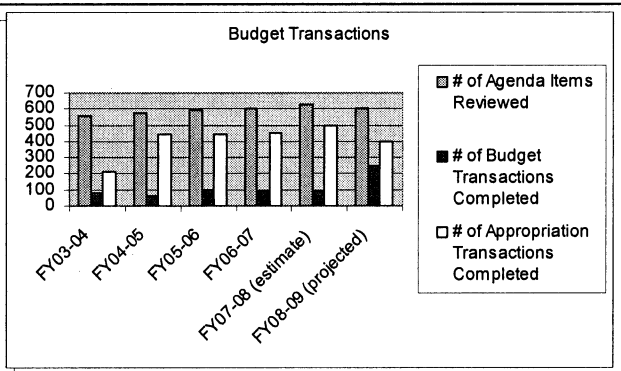
Target = 99%

FIN - Budget & Financial Analysis

What:

Why:

Strategic Plan Goals:



Target for FY 08-09

Support Departments

Performance Measures Overview Finance Department

Modesto: A healthy, safe, attractive, economically, vibrant, socially diverse and culturally rich city with a strong sense of identity and pride, a community engaged in the practice of citizenship with governance based on the principle of stewardship.

Key Performance - Efficiency Measures

Performance Measure	Results	FY 2008-09 Target	Comments
---------------------	---------	-------------------	----------

FIN - PURCHASING REQUISITION CONVERSION

What: Process departmental requisitions for informal quotations to purchase orders for placement with vendors.

Why: Measure the department's ability to convert requisitions not requiring formal competitive solicitations to purchase orders within nine (9) days

Strategic Plan Goals: S.B.3.

Process 75% of requisitions for informal quotations within nine (9) days.

Prompt conversions will allow City staff to be confident that requisitions are being processed in a timely fashion and that products and services needed by City staff will be available for use in a shorter time frame.

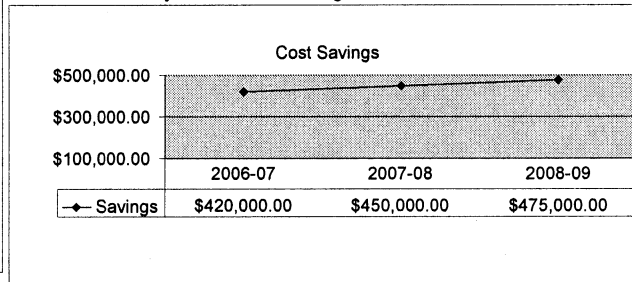
FIN - PURCHASING COST SAVINGS

What: Show the value add that the competitive procurement process provides on an annual basis.

Why: Measure the department's ability to provide cost savings by going through the competitive bidding process.

Strategic Plan Goals: S.B.3.

Projected Cost Savings in FY2008-09



Documented cost savings will show the value of the competitive bidding process performed by a Purchasing Division staffed with skilled purchasing professionals.

Finance Department

City of Modesto

Position Allocation	FY07-08 Current Modified	FY08-09 Proposed	FY08-09 Changes	FY08-09 GF Unfunded	Increase/ (Decrease)
<u>Finance Administration</u>					
Finance Director	1.0	1.0			
Rate and Fee Analyst	1.0	1.0			
Admin Office Assistant II	1.0	1.0	(0.5)		(0.5)
Executive Secretary	1.0	1.0			
Finance Administration (0100-1201)	4.0	4.0	(0.5)		(0.5)
<u>Budget Division</u>					
Deputy Finance Director	1.0	1.0		(1.0)	(1.0)
Manager of Budget & Financial Analyst	1.0	1.0			
Budget Analyst I/II	4.0	4.0			
Budget Officer	1.0	1.0			
Administrative Analyst II	1.0	1.0			
Budget & Financial Analysis (0100-1205)	8.0	8.0		(1.0)	(1.0)
<u>Accounting Division</u>					
Accounting Division Manager	1.0	1.0			
Administrative Analyst II	2.0	2.0			
Supervising Accountant	1.0	1.0			
Senior Accountant	2.0	2.0			
Accountant II	4.0	4.0			
Administrative Analyst I/II		1.0	1.0		1.0
Accountant I (Confidential)					
Accountant I					
Accounting Technician	2.0	2.0			
Account Clerk	3.0	3.0			
Administrative Office Assistant II			0.5		0.5
Accounting (0100-1222)	15.0	16.0	1.5		1.5
Customer Services Accounting Technician	1.0	1.0			
Customer Services Account Clerk II	4.0	4.0			
Customer Services Account Clerk III	1.0	1.0			
Cashiering (0100-1221)	6.0	6.0			

Finance Department

City of Modesto

Position Allocation	FY07-08 Current Modified	FY08-09 Proposed	FY08-09 Changes	FY08-09 GF Unfunded	Increase/ (Decrease)
Deputy Director of Finance	1.0	1.0			
Customer Services Supervisor	1.0	1.0			
Sr. Admin Office Assistant (Confidential)	1.0	1.0			
Customer Services Accounting Technician	2.0	2.0			
Customer Services Account Clerk II	6.0	6.0			
Customer Services Account Clerk III	2.0	2.0			
Admin Office Assistant II					
Utilities & Collections (0100-1223)	13.0	13.0			
Customer Services Supervisor	1.0	1.0			
Customer Services Accounting Technician	1.0	1.0			
Customer Services Account Clerk II	4.0	4.0			
Customer Services Account Clerk III	1.0	1.0			
Licensing (0100-1224)	7.0	7.0			
Accountant I					
Accountant II	1.0	1.0			
Customer Services Account Clerk III	2.0	1.0	(1.0)		(1.0)
Customer Services Account Clerk II		1.0	1.0		1.0
Accounts Receivable (0100-1225)	3.0	3.0			
Purchasing Manager	1.0	1.0			
Purchasing Supervisor					
Senior Buyer	2.0	2.0			
Buyer	1.0	1.0			
Assistant Buyer	1.0	1.0			
Account Clerk					
Admin Office Assistant II	2.0	2.0			
Purchasing (0100-1232)	7.0	7.0			
Customer Services Accounting Technician	1.0	1.0			
Customer Services Account Clerk II	1.0	1.0			
Customer Services Account Clerk III	1.0	1.0			
Citation Processing Services (0100-1234)	3.0	3.0			
Stores Manager	1.0	1.0			
Senior Storeskeeper	1.0	1.0			
Storeskeeper	2.0	2.0			
Central Store (7110-1272)	4.0	4.0			
General Fund	66.0	67.0	1.0	(1.0)	
Other Funds	4.0	4.0			
Finance Total	70.0	71.0	1.0	(1.0)	

**Program Worksheets
FY 2008-09
By Department**

FY	Fund	Agy	Dept	Org	GF	Other Fund	Total	Program service desc
2009	0100	120	FINANCE	1201	\$296,487	\$14,267	\$310,754	Administration
2009	0100	120	FINANCE	1201	\$54,839	\$0	\$54,839	Rate Analysis
2009	0100	120	FINANCE	1205	\$185,872	\$0	\$185,872	Council-Committee agenda report review
2009	0100	120	FINANCE	1205	\$62,528	\$76,876	\$139,404	Budget Development - Capital
2009	0100	120	FINANCE	1205	\$92,936	\$0	\$92,936	Administration
2009	0100	120	FINANCE	1205	\$184,358	\$0	\$184,358	Citywide Financial Analysis
2009	0100	120	FINANCE	1205	\$325,276	\$0	\$325,276	Budget Development - Operating
2009	0100	120	FINANCE	1205	\$0	\$0	\$0	Rate Analysis/Setting
2009	0100	120	FINANCE	1221	\$0	\$450,403	\$450,403	Cashiering
2009	0100	120	FINANCE	1222	\$309,855	\$0	\$309,855	Payroll
2009	0100	120	FINANCE	1222	\$395,926	\$0	\$395,926	Accounts payable
2009	0100	120	FINANCE	1222	\$137,713	\$0	\$137,713	Cash management
2009	0100	120	FINANCE	1222	\$223,784	\$0	\$223,784	Budget
2009	0100	120	FINANCE	1222	\$290,606	\$19,249	\$309,855	Grants accounting
2009	0100	120	FINANCE	1222	\$342,747	\$1,536	\$344,283	General accounting
2009	0100	120	FINANCE	1223	\$415,598	\$1,237,017	\$1,652,615	Utilities and Collections
2009	0100	120	FINANCE	1224	\$564,493	\$46,856	\$611,349	Business Licensing Processing
2009	0100	120	FINANCE	1225	\$258,481	\$0	\$258,481	Accounts Receivable
2009	0100	120	FINANCE	1232	\$97,017	\$0	\$97,017	Administration
2009	0100	120	FINANCE	1232	\$95,470	\$53,289	\$148,759	Purchasing functions - Requisition processing
2009	0100	120	FINANCE	1232	\$33,015	\$5,792	\$38,807	Support Services (Central Stores, Copiers)
2009	0100	120	FINANCE	1232	\$161,695	\$0	\$161,695	Purchasing Functions - Management
2009	0100	120	FINANCE	1232	\$148,812	\$12,883	\$161,695	Support Svcs Citywide (RFP's Bids, Council reports, Fleet rental cars)
2009	0100	120	FINANCE	1232	\$38,807	\$0	\$38,807	Procurement Card Program Administration
2009	0100	120	FINANCE	1234	\$0	\$0	\$0	Citation Processing
	0100 Total				\$4,716,314	\$1,918,168	\$6,634,482	
2009	7100	120	FINANCE	1252	\$21,546	\$19,454	\$41,000	Copier Charges
	7100 Total				\$21,546	\$19,454	\$41,000	

Program Worksheets
 FY 2008-09
 By Department

FY	Fund	Agy	Dept	Org	GF	Other Fund	Total	Program service desc
2009	7110	120	FINANCE	1272	\$0	\$353,558	\$353,558	Central Stores
2009	7110	120	FINANCE	8311	\$2,550,000	\$1,696,902	\$4,246,902	Inventory Purchasing
	7110 Total				\$2,550,000	\$2,050,460	\$4,600,460	
			FINANCE Total		\$7,287,860	\$3,988,082	\$11,275,942	

Finance Department

City of Modesto

Fund Summary

Expenditures by Fund (\$)	2005-06 Actual Exp_Rev	2006-07 Actual Exp_Rev	2007-08 Modified Budget	2008-09 Adopted Budget	\$ Change From Budget	% Change
General Fund (0100)	5,845,681	6,161,685	6,366,057	6,623,815	257,758	4.0%
Central Services (7100)	20,114	18,774	56,000	41,000	(15,000)	(26.8%)
Inventory Purchases (7110)	945,339	745,994	4,865,335	4,600,460	(264,875)	(5.4%)
Total Expenditures	6,811,135	6,926,453	11,287,392	11,265,275	(22,117)	(0.2%)

Revenues General Fund (\$)	2005-06 Actual Exp_Rev	2006-07 Actual Exp_Rev	2007-08 Modified Budget	2008-09 Adopted Budget	\$ Change From Budget	% Change
General Fund (0100)	3,076,901	2,792,898	2,653,873	3,553,282	899,409	33.9%
Central Services (7100)	35,802	33,503	26,000	26,000	0	0.0%
Inventory Purchases (7110)	2,640,551	4,524,519	4,592,440	4,600,460	8,020	0.2%
Total Revenues	5,753,255	7,350,920	7,272,313	8,179,742	907,429	12.5%

Finance Administration (1201)

City of Modesto

General Fund (0100)	2005-06 Actual Exp_Rev	2006-07 Actual Exp_Rev	2007-08 Modified Budget	2008-09 Adopted Budget	\$ Change From Budget	% Change
Expenditures (\$)						
Employee Services	189,302	258,931	302,143	326,687	24,544	8.1%
Internal Service Charges	25,643	29,137	28,443	29,206	763	2.7%
Professional & Contractual Svc	9,034	15,862	24,936	11,369	(13,567)	(54.4%)
Materials & Supplies	2,949	2,468	(500)	8,960	9,460	(1892.0%)
Other	178	195	1,200	1,164	(36)	(3.0%)
Intrafund Service Credits	0	0	(9,560)	(13,085)	(3,525)	36.9%
Total Expenditures	227,105	306,593	346,662	364,301	17,639	5.1%
Revenues (\$)						
INTERFUND LABOR CHARGES	0	14,266	23,967	206,538	182,571	761.8%
Total Revenues	0	14,266	23,967	206,538	182,571	761.8%
Net (Expenditures)/Revenues	(227,105)	(292,327)	(322,695)	(157,763)	164,932	(51.1%)

Budget & Financial Analysis (1205)

City of Modesto

General Fund (0100)	2005-06 Actual Exp_Rev	2006-07 Actual Exp_Rev	2007-08 Modified Budget	2008-09 Adopted Budget	\$ Change From Budget	% Change
Expenditures (\$)						
Employee Services	636,059	738,506	531,217	764,626	233,409	43.9%
Internal Service Charges	42,695	54,561	78,148	80,016	1,868	2.4%
Professional & Contractual Svc	76,385	95,355	144,541	66,437	(78,104)	(54.0%)
Materials & Supplies	4,691	2,668	12,500	7,115	(5,385)	(43.1%)
Other	504	604	285	276	(9)	(3.2%)
Capital Non-CIP	0	4,316	0	0	0	
Total Expenditures	760,333	896,009	766,691	918,470	151,779	19.8%
Revenues (\$)						
ZONING FEES	0	0	0	0	0	
COPYING FEES	106	0	0	0	0	
INTERFUND LABOR CHARGES	151,369	144,564	226,408	142,274	(84,134)	(37.2%)
MISCELLANEOUS REVENUE	0	20	0	0	0	
Total Revenues	151,475	144,584	226,408	142,274	(84,134)	(37.2%)
Net (Expenditures)/Revenues	(608,858)	(751,424)	(540,283)	(776,196)	(235,913)	43.7%

Cashiering (1221)

City of Modesto

General Fund (0100)	2005-06 Actual Exp_Rev	2006-07 Actual Exp_Rev	2007-08 Modified Budget	2008-09 Adopted Budget	\$ Change From Budget	% Change
Expenditures (\$)						
Employee Services	287,906	259,801	315,345	315,650	305	0.1%
Internal Service Charges	38,282	36,275	36,667	36,201	(466)	(1.3%)
Professional & Contractual Svc	94,721	76,681	91,084	91,085	1	0.0%
Materials & Supplies	7,229	7,141	7,467	7,467	0	0.0%
Other	390	493	0	0	0	
Capital Non-CIP	13,345	22,649	4,972	0	(4,972)	(100.0%)
Total Expenditures	441,873	403,040	455,535	450,403	(5,132)	(1.1%)
Revenues (\$)						
COPYING FEES	144	4	0	0	0	
INTERFUND LABOR CHARGES	431,302	355,737	442,563	447,997	5,434	1.2%
RETURNED CHECK CHARGE	6,891	7,389	8,000	8,000	0	0.0%
Total Revenues	438,337	363,130	450,563	455,997	5,434	1.2%
Net (Expenditures)/Revenues	(3,536)	(39,910)	(4,972)	5,594	10,566	(212.5%)

Accounting Division (1222)

City of Modesto

General Fund (0100)	2005-06 Actual Exp_Rev	2006-07 Actual Exp_Rev	2007-08 Modified Budget	2008-09 Adopted Budget	\$ Change From Budget	% Change
Expenditures (\$)						
Employee Services	946,880	1,022,511	1,186,737	1,318,697	131,960	11.1%
Internal Service Charges	277,326	356,111	354,447	349,781	(4,666)	(1.3%)
Professional & Contractual Svc	128,317	69,097	54,000	81,710	27,710	51.3%
Materials & Supplies	12,826	21,937	8,619	(29,645)	(38,264)	(443.9%)
Other	935	1,877	900	873	(27)	(3.0%)
Capital Non-CIP	16,202	5,678	0	0	0	
Intrafund Service Credits	(256)	0	0	0	0	
Total Expenditures	1,382,230	1,477,212	1,604,703	1,721,416	116,713	7.3%
Revenues (\$)						
PAYOFF DEMAND FEE	0	0	0	0	0	
REVENUE BOND ADMIN FEES	41,781	28,466	42,000	30,000	(12,000)	(28.6%)
CITY BILLING FEES	3,390	1,332	3,400	1,500	(1,900)	(55.9%)
INTERFUND LABOR CHARGES	40,884	56,452	97,950	249,289	151,339	154.5%
MISCELLANEOUS REVENUE	11,086	10,085	0	0	0	
Total Revenues	97,141	96,335	143,350	280,789	137,439	95.9%
Net (Expenditures)/Revenues	(1,285,089)	(1,380,877)	(1,461,353)	(1,440,627)	20,726	(1.4%)

Utilities & Collections (1223)

City of Modesto

General Fund (0100)	2005-06 Actual Exp_Rev	2006-07 Actual Exp_Rev	2007-08 Modified Budget	2008-09 Adopted Budget	\$ Change From Budget	% Change
Expenditures (\$)						
Employee Services	811,641	810,196	920,472	912,439	(8,033)	(0.9%)
Internal Service Charges	69,239	99,348	97,838	144,707	46,869	47.9%
Professional & Contractual Svc	547,178	601,636	513,394	581,183	67,789	13.2%
Materials & Supplies	67,394	13,588	70,351	11,786	(58,565)	(83.2%)
Other	239	256	2,500	2,500	0	0.0%
Capital Non-CIP	20,095	27,356	11,556	0	(11,556)	(100.0%)
Intrafund Service Credits	0	0	0	0	0	
Total Expenditures	1,515,785	1,552,380	1,616,111	1,652,615	36,504	2.3%
Revenues (\$)						
PAYOFF DEMAND FEE	1,325	1,844	0	0	0	
COPYING FEES	3	0	0	0	0	
CITY BILLING FEES	293,478	362,121	330,000	426,146	96,146	29.1%
INTERFUND LABOR CHARGES	1,155,575	1,229,696	906,265	1,237,017	330,752	36.5%
MISCELLANEOUS REVENUE	0	1,533	0	0	0	
Total Revenues	1,450,381	1,595,193	1,236,265	1,663,163	426,898	34.5%
Net (Expenditures)/Revenues	(65,404)	42,813	(379,846)	10,548	390,394	(102.8%)

Licensing (1224)

City of Modesto

General Fund (0100)	2005-06 Actual Exp_Rev	2006-07 Actual Exp_Rev	2007-08 Modified Budget	2008-09 Adopted Budget	\$ Change From Budget	% Change
Expenditures (\$)						
Employee Services	421,429	442,315	460,027	427,890	(32,137)	(7.0%)
Internal Service Charges	34,488	54,895	58,392	105,262	46,870	80.3%
Professional & Contractual Svc	59,171	99,300	96,768	75,592	(21,176)	(21.9%)
Materials & Supplies	7,329	1,896	4,685	2,505	(2,180)	(46.5%)
Other	50	50	87	100	13	14.9%
Total Expenditures	522,467	598,456	619,959	611,349	(8,610)	(1.4%)
Revenues (\$)						
BUSINESS LICENSE REGISTRATION	0	0	0	120,000	120,000	
BUSINESS LICENSE MILL TAX	449,998	449,997	450,000	500,000	50,000	11.1%
COPYING FEES	190	177	0	0	0	
MISC SPECIAL SERVICE	3,259	4,603	3,000	4,000	1,000	33.3%
INTERFUND LABOR CHARGES	40,572	23,132	46,856	41,676	(5,180)	(11.1%)
Total Revenues	494,019	477,909	499,856	665,676	165,820	33.2%
Net (Expenditures)/Revenues	(28,448)	(120,547)	(120,103)	54,327	174,430	(145.2%)

Accounts Receivable (1225)

City of Modesto

General Fund (0100)	2005-06 Actual Exp_Rev	2006-07 Actual Exp_Rev	2007-08 Modified Budget	2008-09 Adopted Budget	\$ Change From Budget	% Change
Expenditures (\$)						
Employee Services	171,345	179,400	197,964	194,303	(3,661)	(1.8%)
Internal Service Charges	11,444	15,144	26,650	26,454	(196)	(0.7%)
Professional & Contractual Svc	32,038	32,434	32,244	42,451	10,207	31.7%
Materials & Supplies	2,016	2,197	2,729	(4,727)	(7,456)	(273.2%)
Total Expenditures	216,843	229,175	259,587	258,481	(1,106)	(0.4%)
Revenues (\$)						
PAYOFF DEMAND FEE	0	50	0	0	0	
INTERFUND LABOR CHARGES	1,200	1,236	0	0	0	
MISCELLANEOUS REVENUE	0	5	0	52,850	52,850	
Total Revenues	1,200	1,291	0	52,850	52,850	
Net (Expenditures)/Revenues	(215,643)	(227,884)	(259,587)	(205,631)	53,956	(20.8%)

Purchasing (1232)

City of Modesto

General Fund (0100)	2005-06 Actual Exp_Rev	2006-07 Actual Exp_Rev	2007-08 Modified Budget	2008-09 Adopted Budget	\$ Change From Budget	% Change
Expenditures (\$)						
Employee Services	429,300	518,038	506,649	518,317	11,668	2.3%
Internal Service Charges	35,614	40,117	52,280	99,197	46,917	89.7%
Professional & Contractual Svc	18,716	44,906	33,152	23,708	(9,444)	(28.5%)
Materials & Supplies	3,028	5,406	6,458	4,279	(2,179)	(33.7%)
Other	295	925	1,270	1,279	9	0.7%
Capital Non-CIP	15,000	0	0	0	0	
Intrafund Service Credits	(7,147)	(3,488)	0	0	0	
Total Expenditures	494,806	605,904	599,809	646,780	46,971	7.8%
Revenues (\$)						
COPYING FEES	0	48	0	0	0	
INTERFUND LABOR CHARGES	44,398	93,478	71,964	84,635	12,671	17.6%
VENDING COMMISSIONS	703	287	500	360	(140)	(28.0%)
MISCELLANEOUS REVENUE	4,708	6,377	1,000	1,000	0	0.0%
Total Revenues	49,809	100,190	73,464	85,995	12,531	17.1%
Net (Expenditures)/Revenues	(444,997)	(505,713)	(526,345)	(560,785)	(34,440)	6.5%

Citation Processing Services (1234)

City of Modesto

General Fund (0100)	2005-06 Actual Exp_Rev	2006-07 Actual Exp_Rev	2007-08 Modified Budget	2008-09 Adopted Budget	\$ Change From Budget	% Change From Budget
Expenditures (\$)						
Employee Services	117,748	132,311	193,467	179,535	(13,932)	(7.2%)
Internal Service Charges	14,218	22,540	30,292	30,726	434	1.4%
Professional & Contractual Svc	149,633	225,365	208,607	210,493	1,886	0.9%
Materials & Supplies	2,641	2,419	3,093	3,093	0	0.0%
Capital Non-CIP	0	1,334	97,000	0	(97,000)	(100.0%)
Intrafund Service Credits	0	(291,051)	(435,459)	(423,847)	11,612	(2.7%)
Total Expenditures	284,240	92,917	97,000	0	(97,000)	(100.0%)
Revenues (\$)						
INTERFUND LABOR CHARGES	0	0	0	0	0	
PARKING FINES	394,540	0	0	0	0	
Total Revenues	394,540	0	0	0	0	
Net (Expenditures)/Revenues	110,300	(92,917)	(97,000)	0	97,000	(100.0%)

Internal Service Copy (1252)

City of Modesto

Central Services (7100)	2005-06 Actual Exp_Rev	2006-07 Actual Exp_Rev	2007-08 Modified Budget	2008-09 Adopted Budget	\$ Change From Budget	% Change
Expenditures (\$)						
Professional & Contractual Svc	20,114	18,774	26,000	26,000	0	0.0%
Capital Non-CIP	0	0	30,000	15,000	(15,000)	(50.0%)
Total Expenditures	20,114	18,774	56,000	41,000	(15,000)	(26.8%)
Revenues (\$)						
COPIER CHARGES	30,498	34,083	26,000	26,000	0	0.0%
CHANGE IN FAIR VALUE OF INVEST	139	2,974	0	0	0	
INTEREST ON BANK ACCOUNTS	5,165	7,322	0	0	0	
GAIN ON SALE OF FIXED ASSETS	0	(10,841)	0	0	0	
SALE OF FIXED ASSETS	0	(35)	0	0	0	
Total Revenues	35,802	33,503	26,000	26,000	0	0.0%
Net (Expenditures)/Revenues	15,688	14,729	(30,000)	(15,000)	15,000	(50.0%)

Internal Service Stores (1272)

City of Modesto

	2005-06 Actual Exp_Rev	2006-07 Actual Exp_Rev	2007-08 Modified Budget	2008-09 Adopted Budget	\$ Change From Budget	% Change
Inventory Purchases (7110)						
Expenditures (\$)						
Employee Services	196,816	247,870	263,642	268,511	4,869	1.8%
Internal Service Charges	33,360	34,609	35,357	36,223	866	2.4%
Professional & Contractual Svc	50,561	28,194	38,640	41,470	2,830	7.3%
Materials & Supplies	4,049	9,509	8,444	7,354	(1,090)	(12.9%)
Total Expenditures	284,785	320,182	346,083	353,558	7,475	2.2%
Revenues (\$)						
INTERFUND LABOR CHARGES	1,237	0	0	0	0	
UPS SERVICE-STORES	0	6,261	7,504	900	(6,604)	(88.0%)
STORES SURPLUS	239,974	29,111	11,000	7,000	(4,000)	(36.4%)
RETAIL SALES	0	1,184	500	500	0	0.0%
SALES OF INVENTORY-STORES	23,066	395,465	308,436	339,658	31,222	10.1%
CHANGE IN FAIR VALUE OF INVEST	65	(97)	0	0	0	
INTEREST ON BANK ACCOUNTS	2,859	(1,302)	0	500	500	
SALE OF PERSONAL PROPERTY	12,114	0	0	0	0	
MISCELLANEOUS REVENUE	22,528	24,768	15,000	5,000	(10,000)	(66.7%)
Total Revenues	301,843	455,390	342,440	353,558	11,118	3.2%
Net (Expenditures)/Revenues	17,058	135,208	(3,643)	0	3,643	(100.0%)

Internal Service Inventory Purchasing (8311)

City of Modesto

Inventory Purchases (7110)	2005-06 Actual Exp_Rev	2006-07 Actual Exp_Rev	2007-08 Modified Budget	2008-09 Adopted Budget	\$ Change From Budget	% Change
Expenditures (\$)						
Professional & Contractual Svc	0	0	0	0	0	
Other	660,554	425,812	4,519,252	4,246,902	(272,350)	(6.0%)
Total Expenditures	660,554	425,812	4,519,252	4,246,902	(272,350)	(6.0%)
Revenues (\$)						
SALES OF INVENTORY-STORES	1,992,351	3,652,734	4,250,000	4,246,902	(3,098)	(0.1%)
SALE OF INVENTORY-STATIONERY	346,358	416,395	0	0	0	
Total Revenues	2,338,708	4,069,129	4,250,000	4,246,902	(3,098)	(0.1%)
Net (Expenditures)/Revenues	1,678,155	3,643,317	(269,252)	0	269,252	(100.0%)